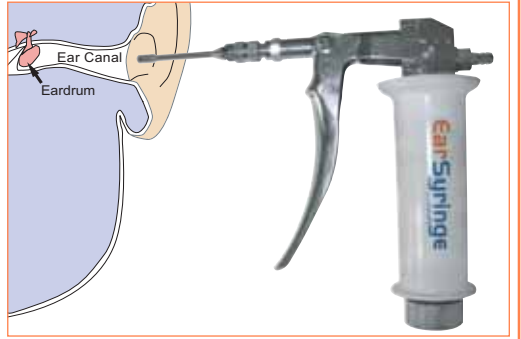


Ear Syringe LEVER ACTION

For use in the removal of cerumen along the outer ear canal.


CAUTION:

1. DO NOT insert the ear tip end into the outer ear canal.
2. Take due care - rapid jets of water directed at the tympanic membrane could be harmful.
3. This device should only be used by a health care professional familiar with ear syringing techniques.



ARTG No: 145575

ASSEMBLING METAL TIP UNIT:



1. Loosen needle nut until reasonably loose.
2. Slide needle tip base into the lower slot of the needle nut.
3. Screw the needle nut tightly back onto the main threaded mount.

ASSEMBLING SILICONE TIP UNIT:



1. The silicone tip **MUST** always be sterilised prior to use.
 2. Remove the metal tip and needle nut.
 3. Push the silicone tip onto the main threaded mount. Turn clockwise as you push to ensure it is firmly in place.
- Packs of 25 silicone tips are available from your distributor – Order Code: SP1370B.**

CLEANING OR STERILISATION:

The following items may be autoclaved:

Ear tips needle; needle nut; the entire lever action hand piece – however it is important to apply a small drop of NJ Phillips Lubricant to any moving part post autoclave as good maintenance. To apply NJ Phillips Lubricant to moving parts within the handle grip, carefully unscrew counter clock wise.



NOTE:

The rubber tip is designed to be autoclaved at temperatures of **up to** 250 degrees celsius for **up to** 3.5 hours.



IMPORTANT:

Make sure the thread is properly engaged when reconnecting the handle grip. To reconnect handle grip, gently pull lever trigger until the handle grip cover slides up and over the handle body and screw clock wise until tight – **DO NOT OVER TIGHTEN!**


It is unnecessary, nor desirable, to dismantle any part of the lever action unit for any purpose other than to lubricate moving parts.



NOTE:

DO NOT autoclave the hose piece, rather wash in a good quality Medical Equipment & Instrument detergent, then hang to drip dry.

LIQUID MEASURE DISPERSMENT SETTINGS:



1. To set liquid dispersment adjust the circular nut located at the bottom of the handle. Turn the circular nut clockwise or counter clockwise to adjust the (ml) calibrations printed at the top of the body post. Adults generally require 3-5 (ml) setting. The dose is set from the bottom of the lever arm.
2. Prime instrument to ensure all air is removed prior to use on the patient.

CARE AND MAINTENANCE

1. Clean ear tip and needle nut by brushing with a non wire brush in a good quality Medical Equipment & Instrument detergent prior to autoclave process.
2. Autoclave the unit as indicated in 'CLEANING OR STERILISATION' when required.
3. Draw a small quantity of NJ Phillips Lubricant into the lever action unit through the inlet fitting (where the hose attaches to the back of the unit) to maintain a well-lubricated action.
4. Place a few drops of NJ Phillips Lubricant in all moving parts to ensure a smooth action.

NJ PHILLIPS EAR SYRINGE - DISTRIBUTION NETWORK

NEW SOUTH WALES / AUSTRALIAN CAPITAL TERRITORY

D.V.M. Medical Supplies
7 Doyle Avenue
Unanderra N.S.W 2526
Contact: Mr. Bob Glover
Tel: 1800 10 10 33
Mob: 0412 095 186

Medical Access Pty. Ltd.

PO Box 149
Boorowa N.S.W 2586
Contact: Grant Cotter (Director)
Tel: (02) 6385 1200
Fax: (02) 6385 3127
Email: grant@medicalaccess.com.au
Web: medicalaccess.com.au

VICTORIA

Warner and Webster Pty. Ltd.

273 Inkerman Street
St Kilda VIC 3182
Contact: Customer Service
Tel: (03) 9534 8039
Fax: (03) 9534 4079

QUEENSLAND

Medical And Surgical Requisites Pty. Ltd.

33 Fulcrum Street
Richlands, Brisbane QLD 4077
Contact: MEDI + Plus - Service Advisor
Tel: (07) 3217 0966
Fax: (07) 3375 1744

SOUTH AUSTRALIA / NORTHERN TERRITORY Mc Neil Surgical Pty Ltd.

29-31 Magill Road
Stepney SA 5069
Tel: (08) 8363 0888
Fax: (08) 8363 2137

WESTERN AUSTRALIA AMA Medical Products

14 Stirling Highway
Nedlands WA 6909
Contact: Customer Service
Tel: (08) 9273 3022
Fax: (08) 9273 3017

TASMANIA

Tasmanian Medical Supplies

40 Brisbane Street
Hobart TAS 7000
Contact: Mr. Ben Jones
Tel: (03) 623 49777
Fax: (03) 623 48452

NEW ZEALAND

Esteem Healthcare Ltd

PO Box 18-040, Glen Innes
or
24B Morrin Road, Tamaki
Auckland NZ
Contact: Mr. Brent Mitchell
Tel: 0800 427 968
Fax: 0800 337 833

As our policy is one of continuous improvement, the manufacturer reserves the right to alter these specifications at any time. All products produced by NJ Phillips Pty Limited, are identified by a unique batch number. This identification number is affixed to the product to allow traceability by the manufacturer and must not be removed if integrity is to be maintained.

MADE IN AUSTRALIA

NJ PHILLIPS Pty Limited ABN 36 000 082 002
POSTAL ADDRESS: LOCKED BAG 8,
GOSFORD, NSW 2250 AUSTRALIA
TELEPHONE: (02) 4340 2044 **FAX:** (02) 4340 1991
EMAIL: njp1@njphillips.com.au



njphillips.com

Our expertise is in your hands.